













1. Em qual idioma deseja responder à pesquisa? <i>Which language would you like to answer the survey?</i>			Response Percent	Response Count
 Português			81.4%	683
 English			18.6%	156
			<i>answered question</i>	839
			<i>skipped question</i>	0

2. Quanto ao programa do Encontro como um todo						
	Muito bom	Bom	Regular	Fraco	Response Count	
Programa científico	50.9% (330)	42.4% (275)	6.0% (39)	0.6% (4)	648	
Conteúdo das apresentações	39.0% (252)	51.4% (332)	9.1% (59)	0.5% (3)	646	
Didática das apresentações	22.0% (142)	58.3% (376)	17.5% (113)	2.2% (14)	645	
Tempo disponível das apresentações	27.6% (178)	56.7% (365)	13.8% (89)	1.9% (12)	644	
Adequação da sessão de pôsteres	20.3% (131)	43.0% (277)	26.9% (173)	9.8% (63)	644	
					<i>answered question</i>	651
					<i>skipped question</i>	188





3. Infra-estrutura geral e secretaria					
	Muito bom	Bom	Regular	Fraco	Response Count
Organização	30.0% (195)	43.5% (282)	18.3% (119)	8.2% (53)	649
Local (espaço físico, acomodações, limpeza)	39.4% (255)	37.8% (245)	17.7% (115)	5.1% (33)	648
Alimentação (coffee break e opções de almoço)	8.1% (52)	18.6% (120)	28.5% (184)	44.8% (289)	645
Material do participante	18.3% (118)	45.5% (294)	24.1% (156)	12.1% (78)	646
Atendimento de Secretaria prévia	26.7% (171)	49.2% (315)	18.3% (117)	5.8% (37)	640
Atendimento de Secretaria no local	29.1% (186)	51.3% (328)	13.8% (88)	5.9% (38)	640
Custo da participação	18.4% (119)	52.7% (341)	23.6% (153)	5.3% (34)	647
Utilidade do site do evento na Internet	21.8% (142)	40.2% (261)	27.5% (179)	10.5% (68)	650
	answered question				651
	skipped question				188

4. Você voltaria a um congresso da SBNeC em Búzios?			
		Response Percent	Response Count
Sim		81.9%	531
Não		18.1%	117
	answered question		648
	skipped question		191

5. Como ficou sabendo do Evento?



		Response Percent	Response Count
Site		14.8%	96
Email		25.1%	163
Folheto		0.6%	4
Cartaz		3.1%	20
Colega de trabalho		49.1%	319
Outro (por favor, especifique)		7.4%	48
		<i>answered question</i>	650
		<i>skipped question</i>	189







6. Qual a sua avaliação geral do evento?





		Response Percent	Response Count
Muito bom		33.6%	219
Bom		52.1%	339
Regular		12.3%	80
Fraco		2.0%	13
		<i>answered question</i>	651
		<i>skipped question</i>	188

7. Overall Meeting program					
	Very Good	Good	Regular	Poor	Response Count
Scientific program	38.5% (55)	51.7% (74)	9.1% (13)	0.7% (1)	143
Presentation content	33.3% (47)	54.6% (77)	12.1% (17)	0.0% (0)	141
Presentation didactics	22.1% (31)	57.1% (80)	19.3% (27)	1.4% (2)	140
Presentation time	27.7% (39)	56.7% (80)	14.2% (20)	1.4% (2)	141
Poster session conditions/adequacy	20.7% (29)	37.9% (53)	27.1% (38)	14.3% (20)	140
	<i>answered question</i>				143
	<i>skipped question</i>				696

8. General infrastructure and secretariat					
	Very Good	Good	Regular	Poor	Response Count
Organization	35.9% (51)	45.1% (64)	14.1% (20)	4.9% (7)	142
Venue (physical space, accommodations, cleanliness)	47.5% (67)	36.9% (52)	11.3% (16)	4.3% (6)	141
Meals (coffee break and lunch options)	16.5% (23)	28.8% (40)	28.8% (40)	25.9% (36)	139
Participant's materials	26.8% (38)	47.2% (67)	21.1% (30)	4.9% (7)	142
Pre-event Secretariat organization	25.4% (35)	34.1% (47)	31.9% (44)	8.7% (12)	138
Secretariat organization at the event	32.6% (46)	41.8% (59)	19.1% (27)	6.4% (9)	141
Event fees	18.7% (26)	51.8% (72)	25.2% (35)	4.3% (6)	139
Usefulness of the Event website	12.2% (17)	36.7% (51)	36.7% (51)	14.4% (20)	139
	<i>answered question</i>				143
	<i>skipped question</i>				696

9. Would you take part in another SBNeC conference in Búzios?			Response Percent	Response Count
Yes			76.6%	108
No			23.4%	33
			answered question	141
			skipped question	698

10. How did you learn about the Event?			Response Percent	Response Count
Event website			17.1%	24
E-mail			22.9%	32
Leaflet			1.4%	2
Posted Advertisements			0.7%	1
Friend / peer			35.7%	50
Others (please specify)			22.1%	31
			answered question	140
			skipped question	699

11. What is your general opinion on the Event?			Response Percent	Response Count
Very Good			38.3%	54
Good			48.9%	69
Regular			10.6%	15
Poor			2.1%	3
			answered question	141
			skipped question	698

12. Comentários e sugestões*Do you have any comments or suggestions you would like to share?*

		Response Count
		284
	<i>answered question</i>	284
	<i>skipped question</i>	555